

# SIMT Multi-Asset Inflation Managed Fund

Fact Sheet / April 30, 2019

SEI New ways.  
New answers.®

## Investment Strategy

The Multi-Asset Inflation Managed Fund, (the "Fund") seeks to generate "real return" (i.e., total returns that exceed the rate of inflation over a full market cycle, regardless of market conditions) by selecting investments from among a broad range of asset classes, including fixed income and equity securities and commodity linked instruments. The Fund uses a multi-asset class portfolio construction process. The Fund is non-diversified.

## Investment Philosophy and Process

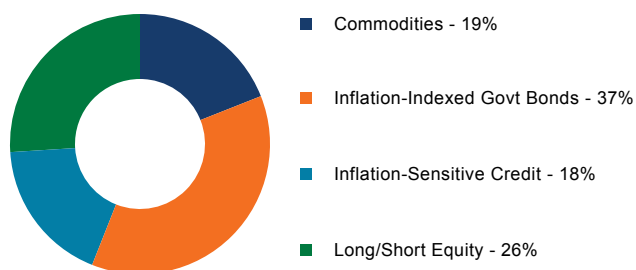
The asset classes used, and the Fund's allocations between asset classes, will be determined based on the Advisor's views of fundamental, technical or valuation measures. The allocations among asset classes may be adjusted over short periods of time, and at any particular point in time the Fund may be diversified across many asset classes or concentrated in a limited number of asset classes. The Fund uses a multi-manager approach under the general supervision of SIMC, allocating its assets among one or more Sub-Advisers using different investment strategies. SIMC may also directly manage a portion of the Fund's portfolio.

## Fund Details

Total Net Assets	\$866.74 Million
Share Class	Class F
Ticker	SIFAX
CUSIP	783925134
Inception Date	April 09, 2012
Expenses Before Waivers	1.76%
Expenses After Waivers*	1.52%

\* Fee waivers are voluntary and may be discontinued at any time.

## Asset Class Target Allocations



## Manager Details

Manager	Start Date	Key Attributes
AllianceBernstein	Apr 9, 2012	Inflation managed security selection expertise
Columbia Management Investments <sup>1</sup>	May 16, 2018	Enhanced Commodity - Risk Premium
Credit Suisse Asset Management <sup>2</sup>	Sep 7, 2018	Quantitative focused active commodity strategy
QS Investors	Mar 21, 2014	Top-down active long/short equity management

<sup>1</sup> Columbia Management Investment Advisers, LLC ("Columbia") manages a wholly owned subsidiary of the Fund. Columbia has delegated certain of its duties to Threadneedle International Ltd. as a sub-adviser.

<sup>2</sup> Credit Suisse Asset Management, LLC manages a wholly-owned subsidiary of the Fund.

## Performance Review

	Cumulative (%) as of Apr 30, 2019			Annualized (%) as of Mar 31, 2019				
	1 Month	3 Month	YTD	1 Year	3 Year	5 Year	10 Year	Since Inception
Multi-Asset Inflation Managed Fund	-0.12	0.98	3.37	0.81	0.25	-1.67		-1.84

## Calendar Year Returns (%)

	2018	2017	2016	2015	2014	2013	2012	2011
Multi-Asset Inflation Managed Fund	-3.64	-1.96	3.52	-4.12	-4.68	-6.00		

The performance data quoted represents past performance. Past performance does not guarantee future results. The investment return and principal value of an investment will fluctuate so that an investor's shares, when redeemed, may be worth more or less than their original cost, and current performance may be lower or higher than the performance quoted. For performance data current to the most recent month end, please call 1-800-DIAL-SEI.

To determine if the Fund is an appropriate investment for you, carefully consider the investment objectives, risk factors and charges, and expenses before investing. This and other information can be found in the Fund's full or summary prospectus, which can be obtained by calling 1-800-DIAL-SEI. Read the prospectus carefully before investing.

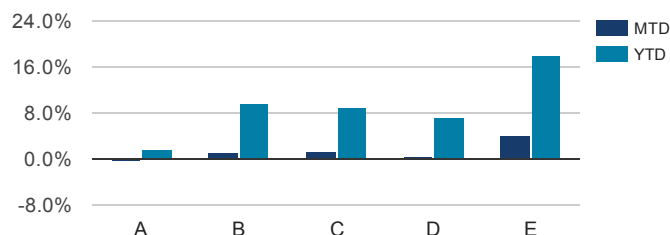
## Market Exposure

Asset Class	Neutral Weight (%)	Current Weight (%)	Difference (%)
Commodities	19.0	20.0	+1.0
Inflation-Indexed Gov't Bonds	37.0	40.0	+3.0
Inflation-Sensitive Credit	18.0	10.0	-8.0
Long/Short Equity	26.0	30.0	+4.0

The table shows the Fund's proportional market exposure represented by each asset class. The portfolio is actively managed and the asset class weights are subject to change.

## Representative Index Performance

(Source: Lipper, FactSet)



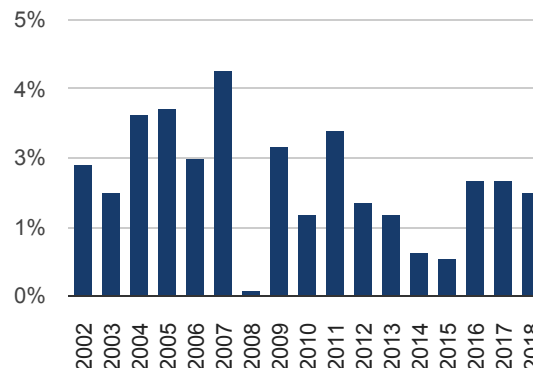
- A Bloomberg Barclays Global Aggregate Index (USD)
- B ICE BofAML Fixed Rate Preferred Securities Index (USD)
- C ICE BofAML US High Yield Constrained Index (USD)
- D JP Morgan EMBI Global Diversified (USD)
- E S&P 500 Index

## Top 10 Holdings (Excluding cash)

% of Net Assets

Top 10 Holdings (Excluding cash)	% of Net Assets
MULTI ASSET INFLATION MANAGED CFC	18.65
UNITED STATES TREASURY 0.63% 07/15/2021	11.77
UNITED STATES TREASURY 1.25% 07/15/2020	7.09
UNITED STATES TREASURY 0.63% 04/15/2023	6.43
UNITED STATES TREASURY 0.13% 07/15/2022	6.19
UNITED STATES TREASURY 0.13% 04/15/2020	5.90
UNITED STATES TREASURY 0.13% 04/15/2022	4.12
UNITED STATES TREASURY 0.13% 04/15/2021	3.15
UNITED STATES TREASURY 0.38% 07/15/2025	2.52
UNITED STATES TREASURY 0.13% 07/15/2024	2.21

## Annual Inflation Rate Chart



Rates of inflation are reported using the All Urban Consumers Price Index.

## Glossary &amp; Disclosures

There are risks involved with investing including loss of principal. There is no assurance that the objectives of any strategy or fund will be achieved or will be successful. No investment strategy, including diversification, can protect against market risk or loss. Holdings subject to change.

International investments involve risk of capital loss from unfavorable fluctuation in currency values, from differences in generally accepted accounting principles or from economic or political instability in other nations. Bonds will decrease in value as interest rates rise. High-yield securities may be more volatile and be subject to greater levels of credit or default risk. Commodity investments and derivatives may be more volatile and less liquid than direct investments in the underlying commodities themselves. Commodity-related equity returns can also be affected by the issuer's financial structure or the performance of unrelated businesses. Derivatives are subject to market risk, leverage risk, correlation risk and liquidity risk. The use of leverage can amplify the effects of market volatility on the Fund's share price and may cause the Fund to liquidate positions when it would not otherwise be advantageous to do so. Short sales losses are potentially unlimited and the expenses involved may negatively impact the performance of the Fund. The Fund is non-diversified.

For those SEI products which employ a multi-manager structure, SIMC is responsible for overseeing the sub-advisers and recommending their hiring, termination, and replacement. SEI Investments Management Corporation (SIMC) is the adviser to the SEI Funds, which are distributed by SEI Investments Distribution Co. (SIDCO). SIMC and SIDCO are wholly owned subsidiaries of SEI Investments Company.

Index performance returns do not reflect any management fees, transaction costs or expenses. One cannot invest directly in an index. Past performance does not guarantee future results.

The Bloomberg Barclays Global Aggregate Bond Index is an unmanaged market-capitalization-weighted benchmark that tracks the performance of investment-grade fixed-income securities. The index reflects reinvestment of all distributions and changes in market prices.

The ICE BofA Merrill Lynch Fixed Rate Preferred Securities Index tracks the performance of fixed rate US dollar denominated preferred securities issued in the US domestic market.

The ICE BofAML US High Yield Constrained Index measures the performance of high yield bonds.

The JP Morgan EMBI Global Diversified Index is a comprehensive global local emerging markets index that consists of regularly traded, liquid fixed-rate, domestic currency government bonds and includes only the countries which give access to their capital market to foreign investors (excludes China and India).

The S&P 500 Index is an unmanaged, market-weighted index that consists of the 500 largest publicly traded U.S. companies and is considered representative of the broad U.S. stock market.

• Not FDIC Insured • No Bank Guarantee • May Lose Value

© 2019 SEI